



Coronavirus situation tracker for Kenyan informal settlements

18 June 2020

The information in this report was collected by Muungano wa Wanavijiji from residents of informal settlements in the Counties of Nairobi, Kisumu and Nakuru. We are aiming to collect information and report on it every 2-3 days throughout the crisis.

We welcome use of the data we publish, but please acknowledge that it has been collected by Muungano wa Wanavijiji/SDI Kenya and include a link to muungano.net.



About this report

The data presented in this report captures the situation of the coronavirus pandemic in urban Kenya. It presents the picture on the 2-3 days before the report's date.

Information was collected by Muungano wa Wanavijiji and SDI Kenya from community mobilizers living in informal settlements in the counties listed. Mobilizers were asked to interview 5 people in their village and provide their responses using an online survey. Mobilizers were compensated for the cost of their phone data used.

How to read the data

To get more accurate responses, respondents were only asked to provide information relating to their village*, a smaller unit than the settlement, and the situation in which they are likely to be more familiar. Their responses have been aggregated at settlement level for this report.

If you have questions about this report, please email info@SDIKenya.org. For more about the work of the Muungano Alliance, see www.muungano.org.

* A 'village' is a discrete, smaller neighbourhood within a larger informal settlement.

Contents

Introduction

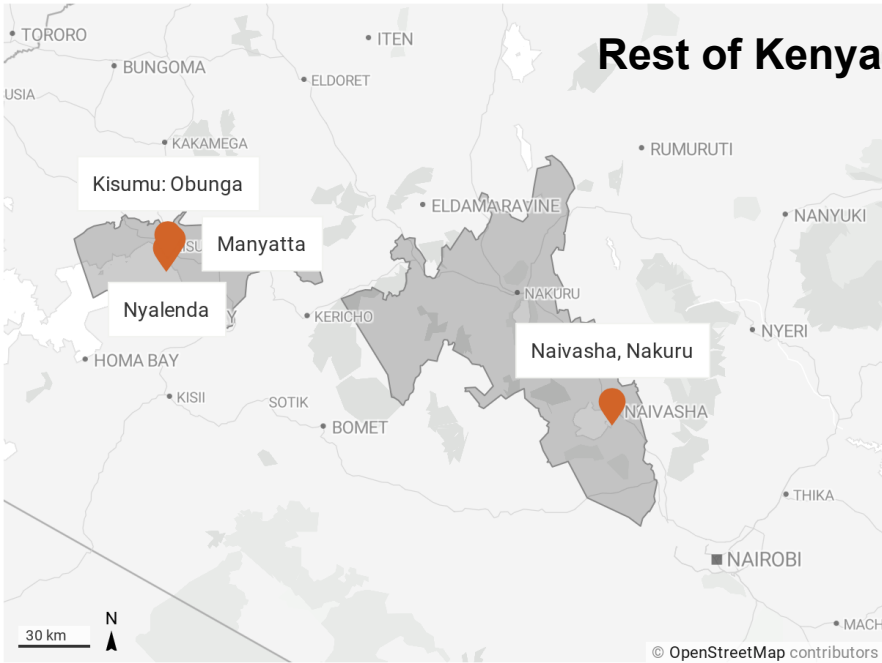
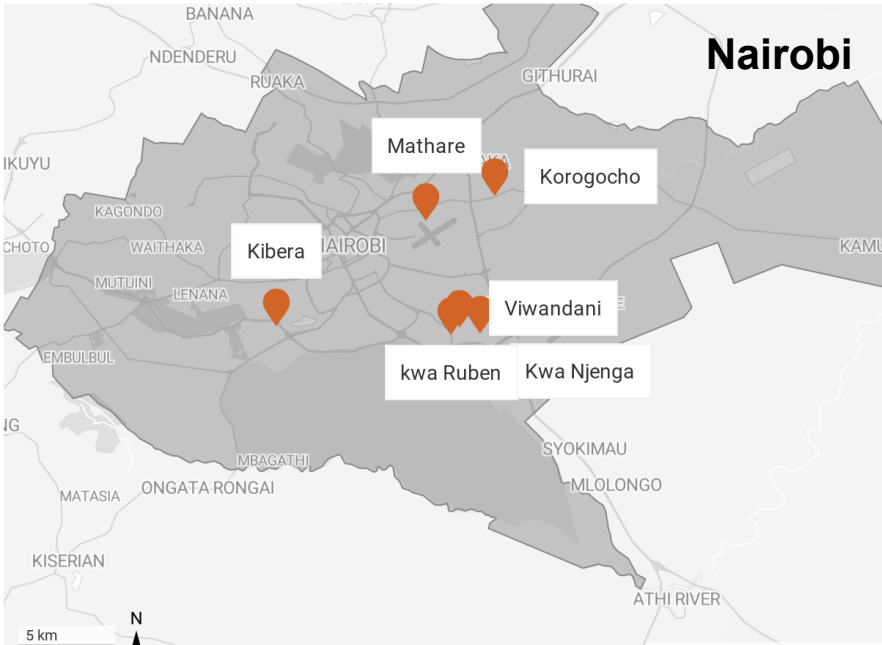
Situation monitoring

- Testing
- Cases
- Deaths

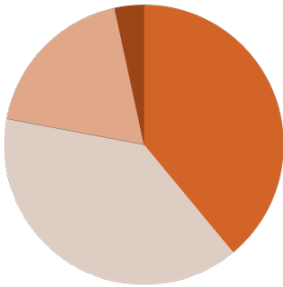
Prevention and response activities (What is being done?)

- Simple index
- Isolation centres
- Random testing
- Information
- Social behaviour
- Basic needs
- PPE & hygiene

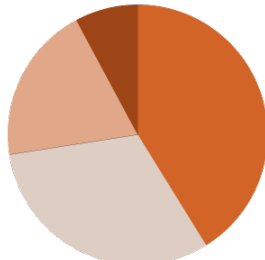
Counties & settlements



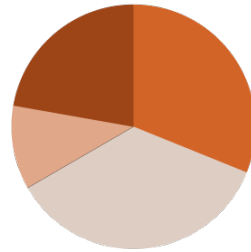
Survey participants



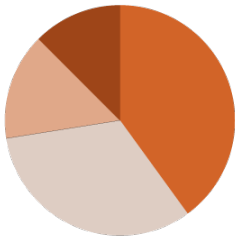
Naivasha:
12 villages & 59 reporters



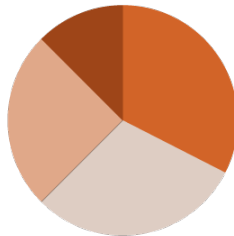
Mathare:
10 villages & 51 reporters



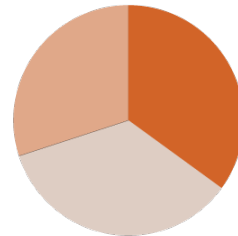
Manyatta:
8 villages & 45 reporters



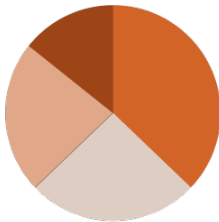
Kibera:
9 villages & 40 reporters



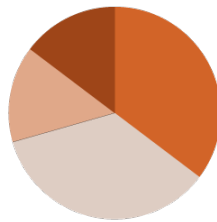
Nyalenda:
8 villages & 40 reporters



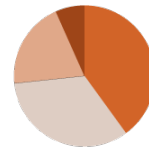
Viwandani:
8 villages & 40 reporters



Obunga:
7 villages & 35 reporters



Kwa Reuben:
7 villages & 34 reporters



Korogocho:
3 villages & 15 reporters



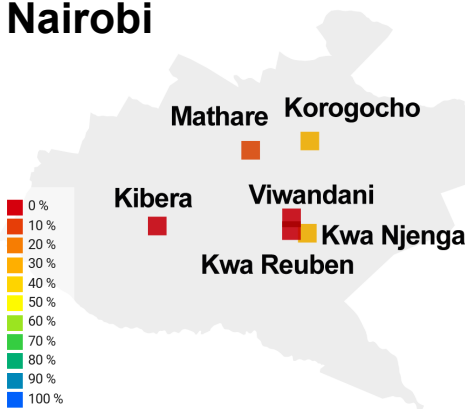
Kwa Njenga:
3 villages & 15 reporters

Community health volunteers
Village elders
Community opinion leaders
Youth leaders

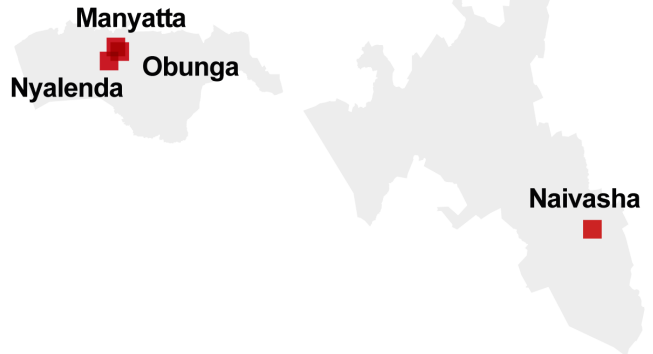
1. Testing for coronavirus infection

Percentage of reporters/settlement who said there has been testing for coronavirus in their village in the past 2 days*

Nairobi



Rest of Kenya



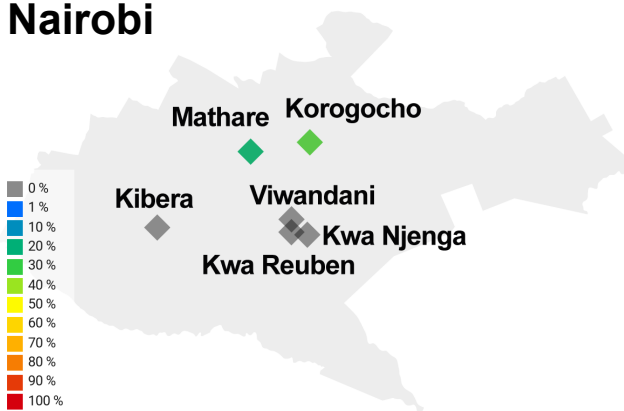
County	Settlement	This report	Change over time (since 21 April 2020)
Kisumu	Manyatta	0%	6%
Kisumu	Nyalenda	0%	3%
Kisumu	Obunga	0%	3%
Nairobi	Kibera	0%	10%
Nairobi	Korogocho	33%	15%
Nairobi	Kwa Njenga	33%	6%
Nairobi	Kwa Reuben	0%	4%
Nairobi	Mathare	12%	2%
Nairobi	Viwandani	0%	6%
Nakuru	Naivasha	2%	4%
Average: Kisumu	n/a	0%	4%
Average: Nairobi	n/a	13%	7%
Average: Nakuru	n/a	2%	4%
Average: All settlements	n/a	8%	6%

*In April, respondents were asked 'last week' instead of 'last 2 days' (only applies to changes over time)

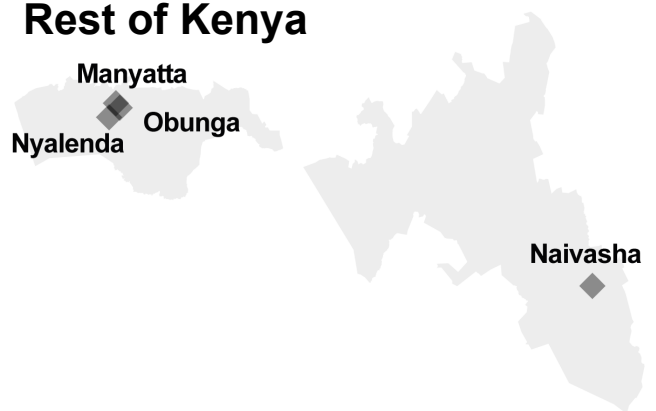
2. Cases of coronavirus

Percentage of reporters/settlement who said there has been cases of coronavirus infection confirmed or suspected in their village in the past 2 days*

Nairobi



Rest of Kenya



County	Settlement	This report	Change over time (since 21 April 2020)
Kisumu	Manyatta	0%	0% — 0%
Kisumu	Nyalenda	0%	0% — 0%
Kisumu	Obunga	0%	0% — 0%
Nairobi	Kibera	0%	22% — 0%
Nairobi	Korogocho	33%	8% — 33%
Nairobi	Kwa Njenga	0%	0% — 0%
Nairobi	Kwa Reuben	0%	2% — 0%
Nairobi	Mathare	22%	2% — 22%
Nairobi	Viwandani	0%	2% — 0%
Nakuru	Naivasha	0%	0% — 0%
Average: Kisumu	n/a	0%	0% — 0%
Average: Nairobi	n/a	9%	6% — 9%
Average: Nakuru	n/a	0%	0% — 0%
Average: All settlements	n/a	5%	3% — 5%

*In April, respondents were asked 'last week' instead of 'last 2 days' (only applies to changes over time)

3. Covid 19-related deaths

Percentage of reporters/settlement who said there has been deaths related to Covid 19 in their village in the past 2 days*

Nairobi

Rest of Kenya



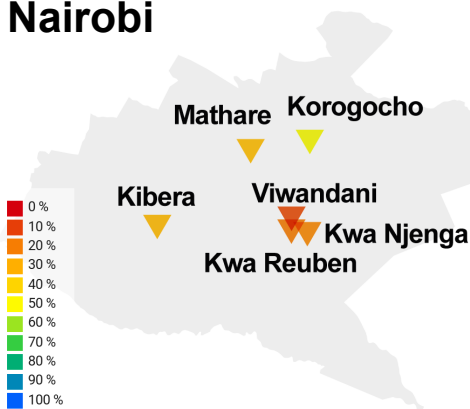
County	Settlement	This report	Change over time (since 21 April 2020)
Kisumu	Manyatta	0%	0% ————— 0%
Kisumu	Nyalenda	0%	0% ————— 0%
Kisumu	Obunga	0%	0% ————— 0%
Nairobi	Kibera	0%	2% ————— 0%
Nairobi	Korogocho	0%	0% ————— 0%
Nairobi	Kwa Njenga	0%	0% ————— 0%
Nairobi	Kwa Reuben	0%	2% ————— 0%
Nairobi	Mathare	0%	0% ————— 0%
Nairobi	Viwandani	0%	0% ————— 0%
Nakuru	Naivasha	0%	0% ————— 0%
Average: Kisumu	n/a	0%	0% ————— 0%
Average: Nairobi	n/a	0%	1% ————— 0%
Average: Nakuru	n/a	0%	0% ————— 0%
Average: All settlements	n/a	0%	0% ————— 0%

*In April, respondents were asked 'last week' instead of 'last 2 days' (only applies to changes over time)

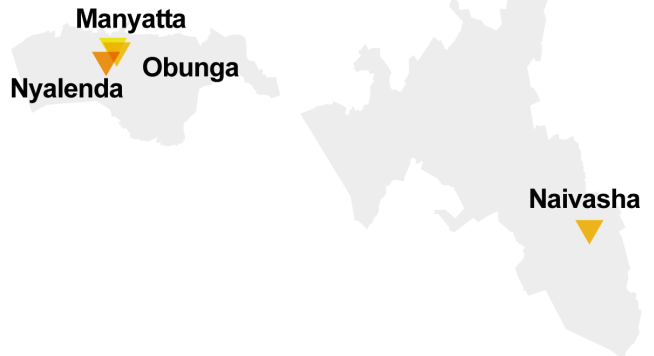
4. What is being done? Simple index

What has been done in your village in the past 2 days*? (simple combined index of all the prevention and response activities listed here: where 0% = all reporters agree that nothing is being done; 100% = all reporters agree that everything is being done)

Nairobi



Rest of Kenya



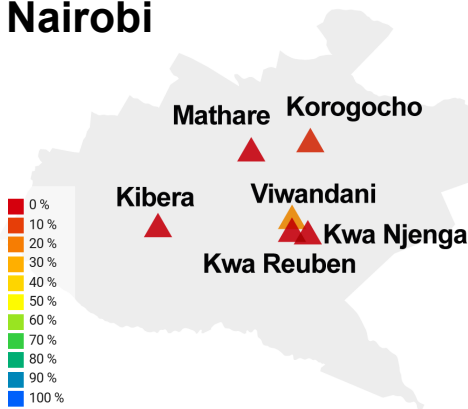
County	Settlement	This report	Change over time (since 21 April 2020)
Kisumu	Manyatta	37%	36% 37%
Kisumu	Nyalenda	23%	36% 23%
Kisumu	Obunga	48%	38% 48%
Nairobi	Kibera	33%	46% 33%
Nairobi	Korogocho	51%	27% 51%
Nairobi	Kwa Njenga	22%	29% 22%
Nairobi	Kwa Reuben	20%	27% 20%
Nairobi	Mathare	34%	28% 34%
Nairobi	Viwandani	12%	29% 12%
Nakuru	Naivasha	33%	36% 33%
Average: Kisumu	n/a	36%	37% 36%
Average: Nairobi	n/a	29%	31% 29%
Average: Nakuru	n/a	33%	36% 33%
Average: All settlements	n/a	31%	33% 31%

*In April, respondents were asked 'since the pandemic started' instead of 'last 2 days' (only applies to changes over time)

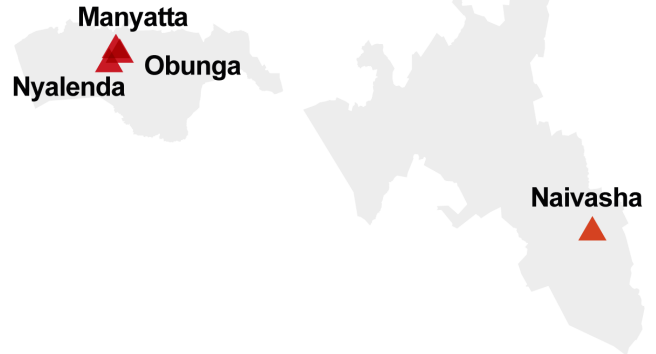
5. Isolation centres

Percentage of reporters/settlement who said there were dedicated coronavirus isolation centres or areas operating in their village in the past 2 days*

Nairobi



Rest of Kenya

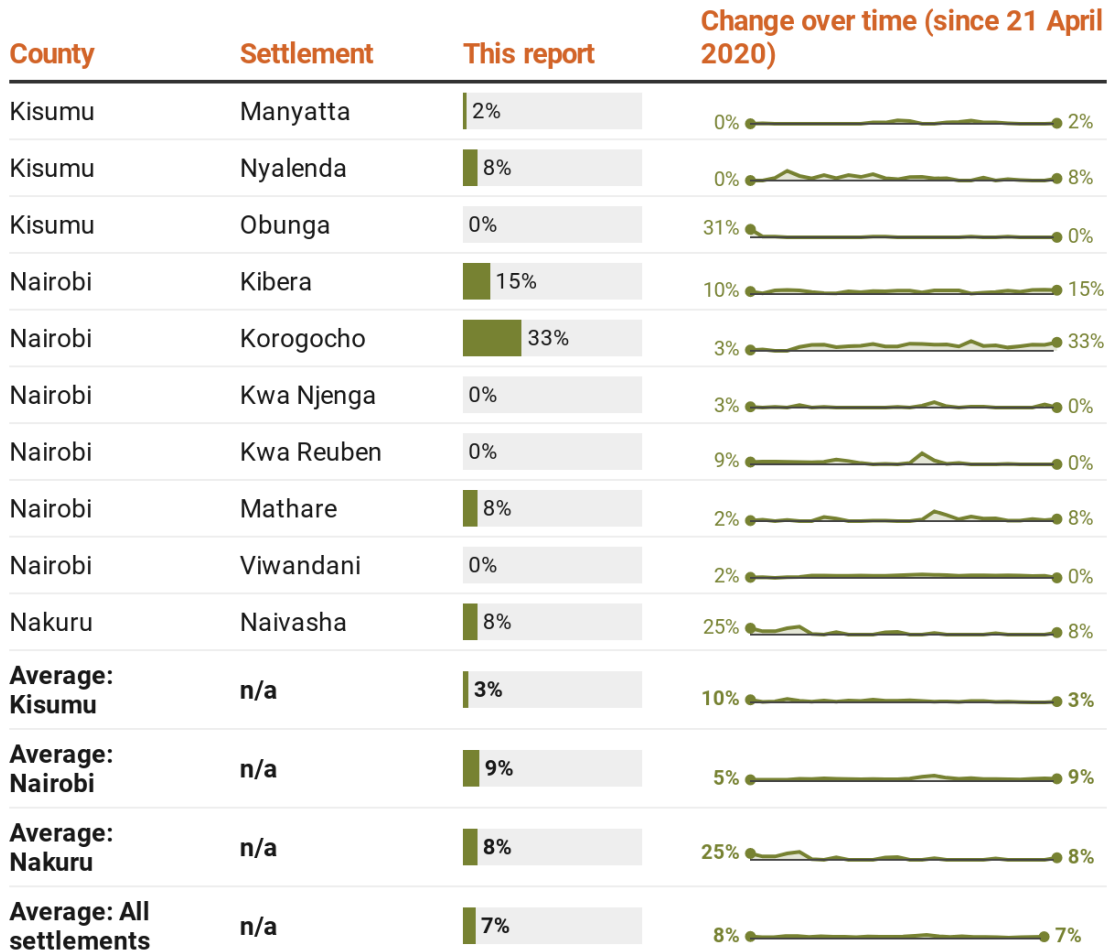


County	Settlement	This report	Change over time (since 21 April 2020)
Kisumu	Manyatta	0%	6% → 0%
Kisumu	Nyalenda	0%	10% → 0%
Kisumu	Obunga	0%	19% → 0%
Nairobi	Kibera	0%	17% → 0%
Nairobi	Korogocho	7%	3% → 7%
Nairobi	Kwa Njenga	0%	3% → 0%
Nairobi	Kwa Reuben	0%	5% → 0%
Nairobi	Mathare	0%	2% → 0%
Nairobi	Viwandani	23%	3% → 23%
Nakuru	Naivasha	8%	19% → 8%
Average: Kisumu	n/a	0%	12% → 0%
Average: Nairobi	n/a	5%	6% → 5%
Average: Nakuru	n/a	8%	19% → 8%
Average: All settlements	n/a	4%	9% → 4%

*In April, respondents were asked 'since the pandemic started' instead of 'last 2 days' (only applies to changes over time)

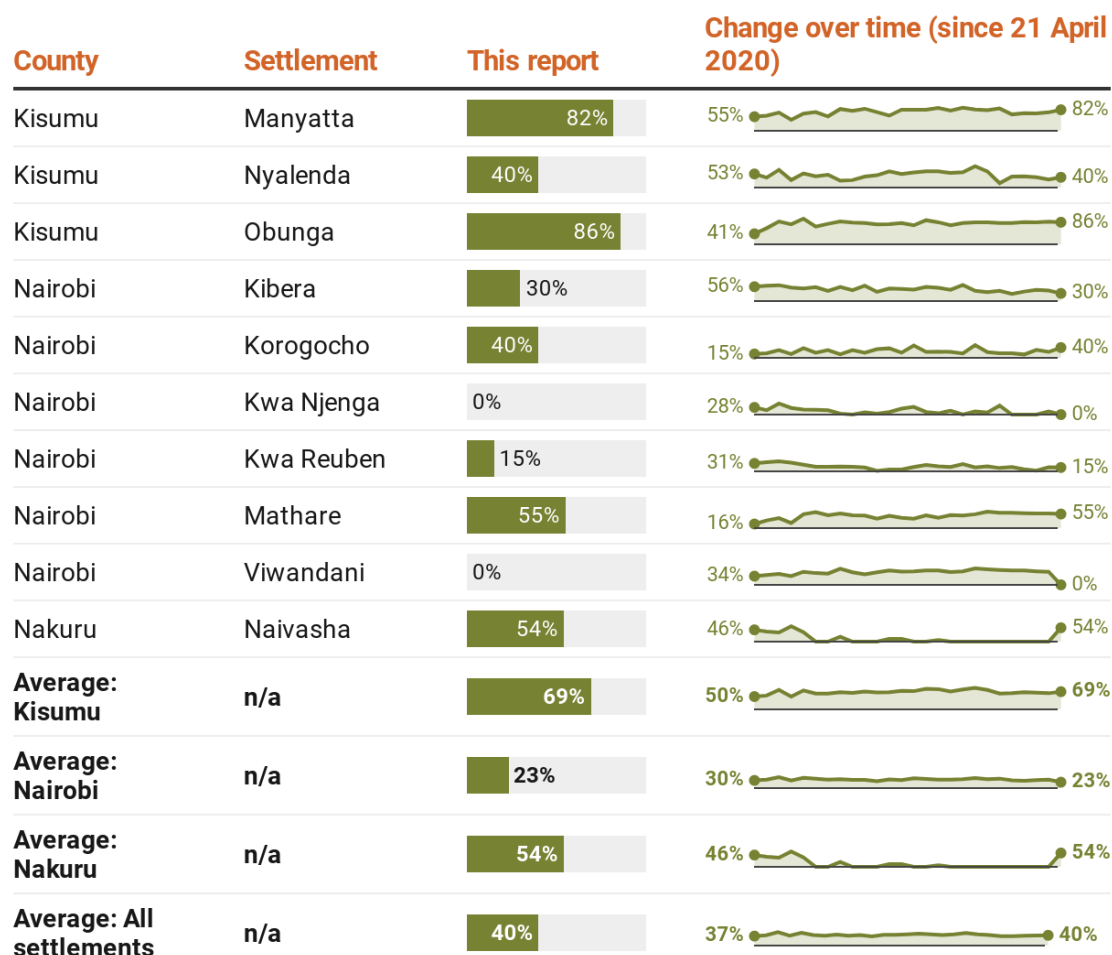
6. Random testing for coronavirus

Percentage of reporters/settlement who said there had been random testing for coronavirus infection in their village in the past 2 days*



7a. Adequate information on coronavirus

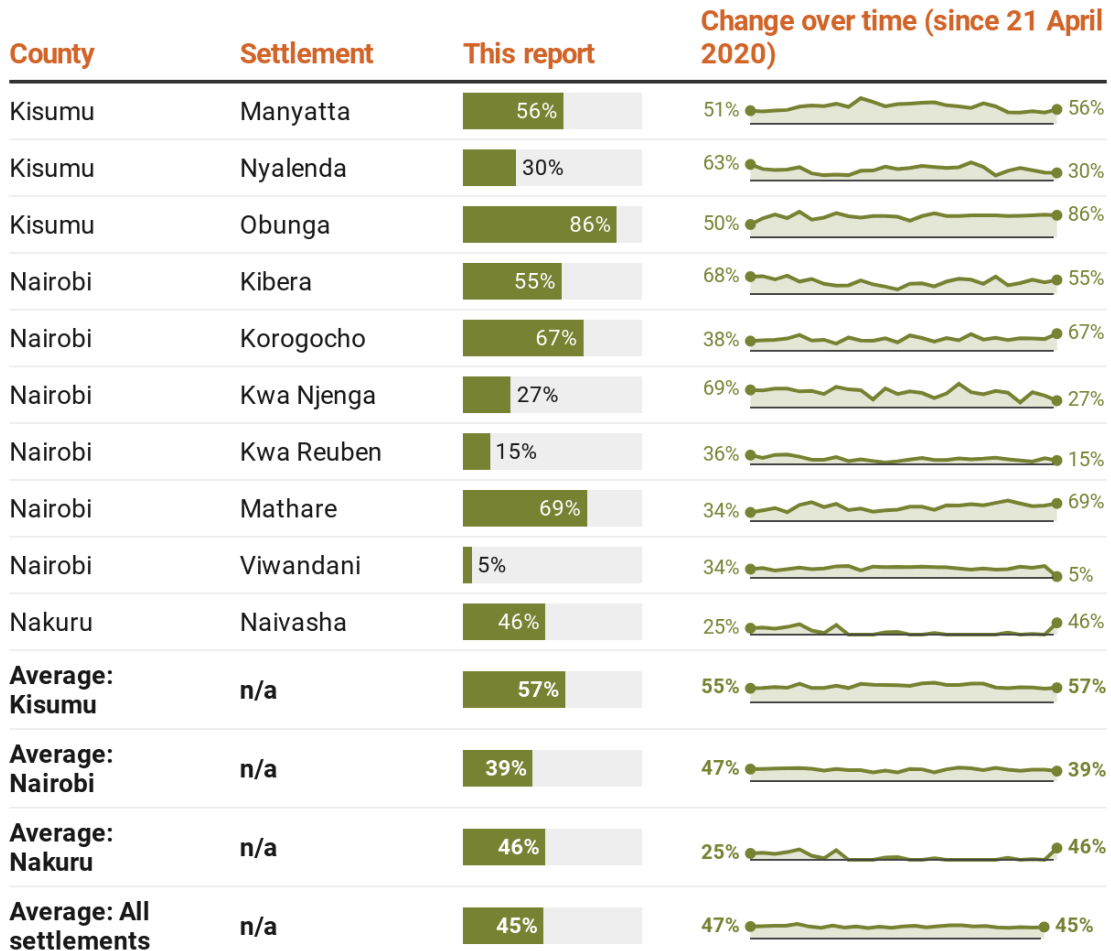
Percentage of reporters/settlement who said there had been adequate information provided about coronavirus in their village in the past 2 days*



*In April, respondents were asked 'since the pandemic started' instead of 'last 2 days' (only applies to changes over time)

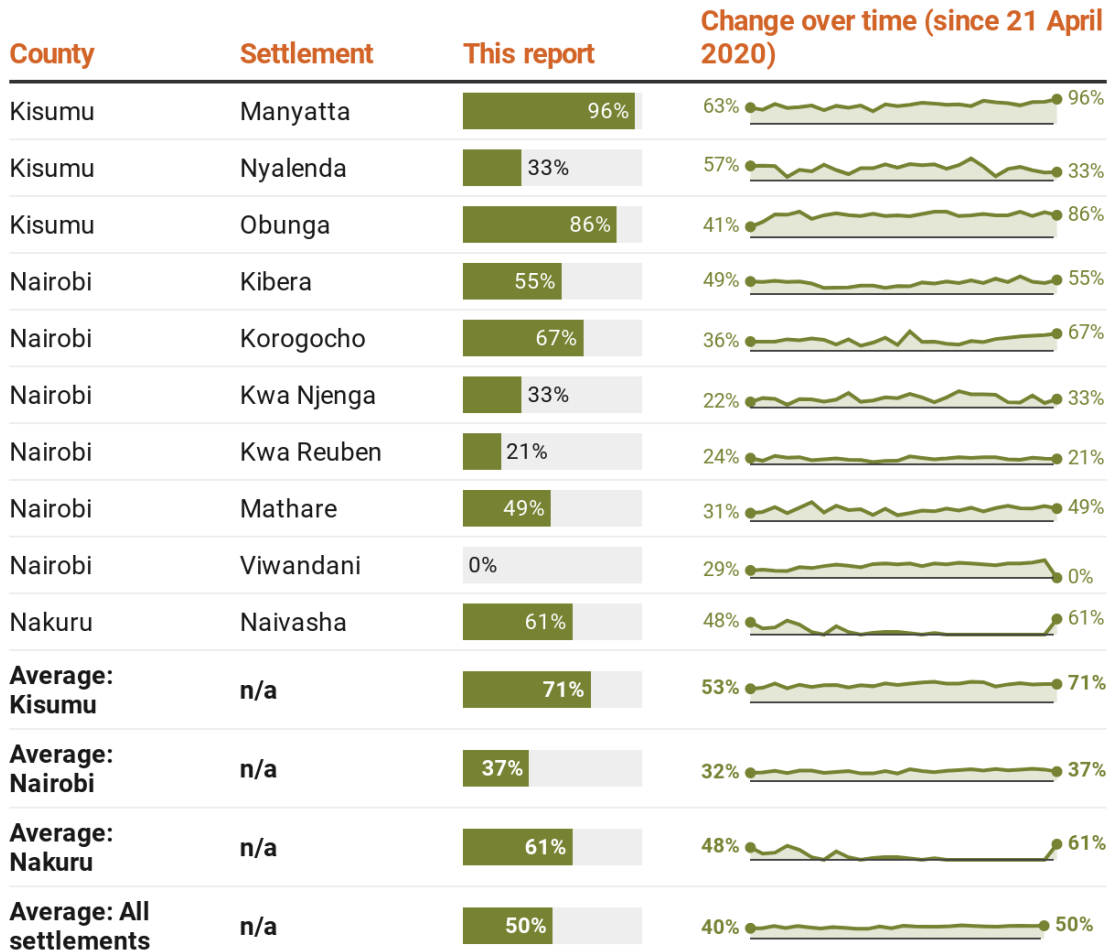
7b. Awareness-raising activities

Percentage of reporters/settlement who said there had been awareness-raising activities about coronavirus in their village in the past 2 days*



7c. Information on government directives

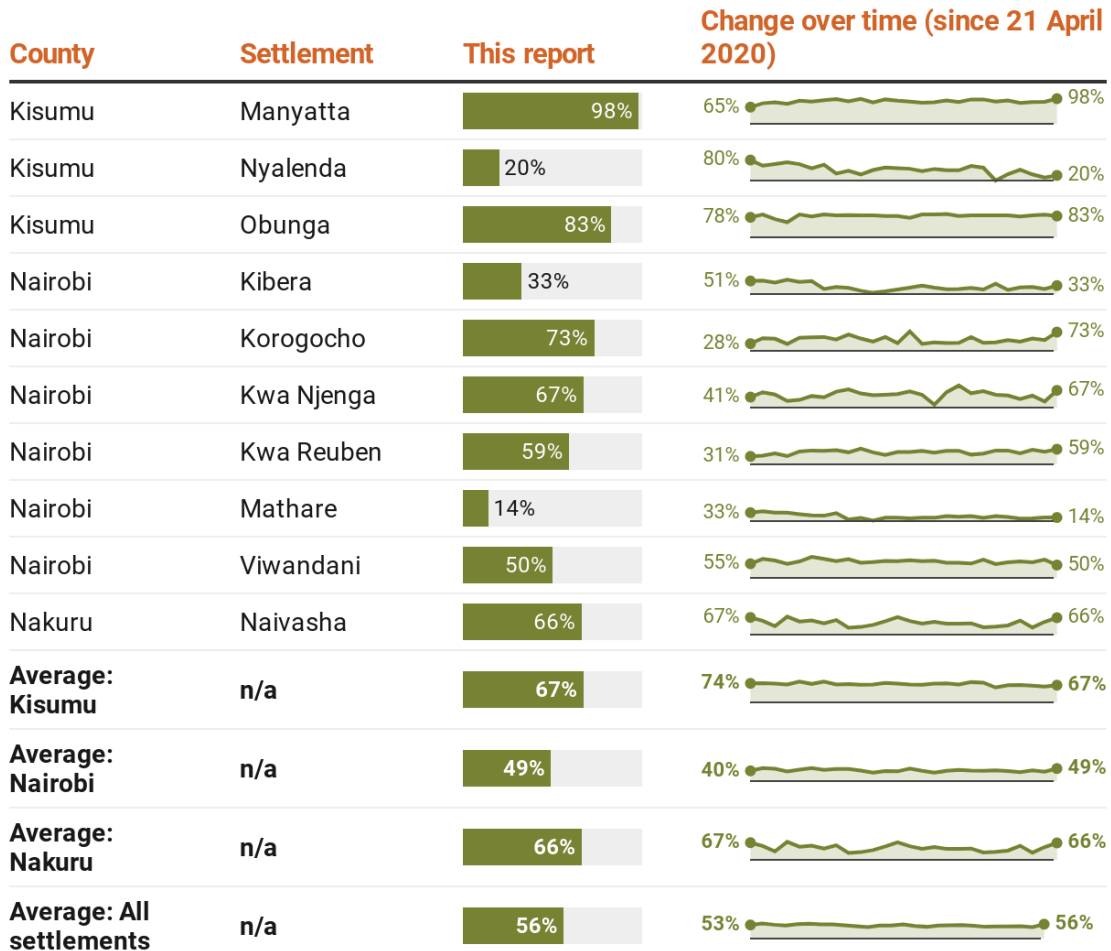
Percentage of reporters/settlement who said there had been information provided about government directives in their village in the past 2 days*



*In April, respondents were asked 'since the pandemic started' instead of 'last 2 days' (only applies to changes over time)

8a. Social distancing

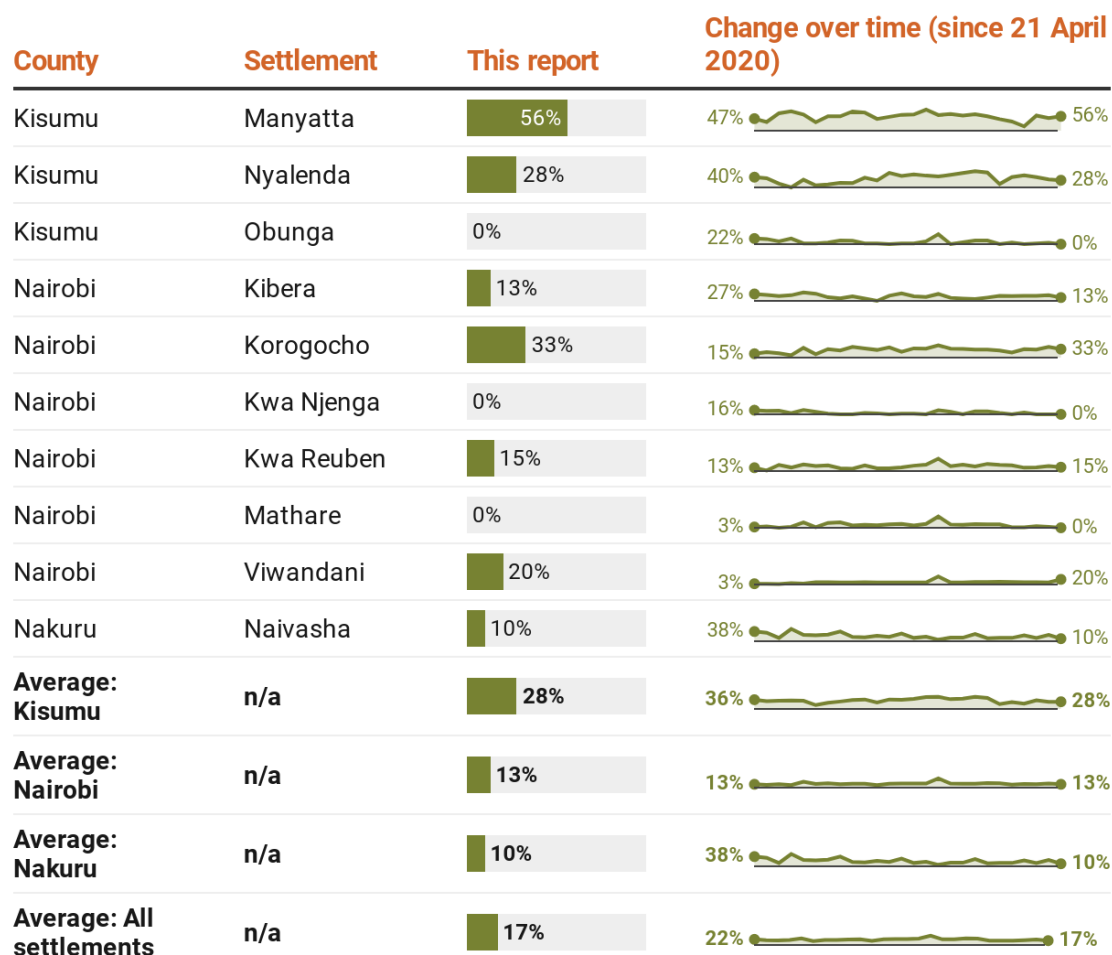
Percentage of reporters/settlement who said there had been social distancing in their village in the past 2 days*



*In April, respondents were asked 'since the pandemic started' instead of 'last 2 days' (only applies to changes over time)

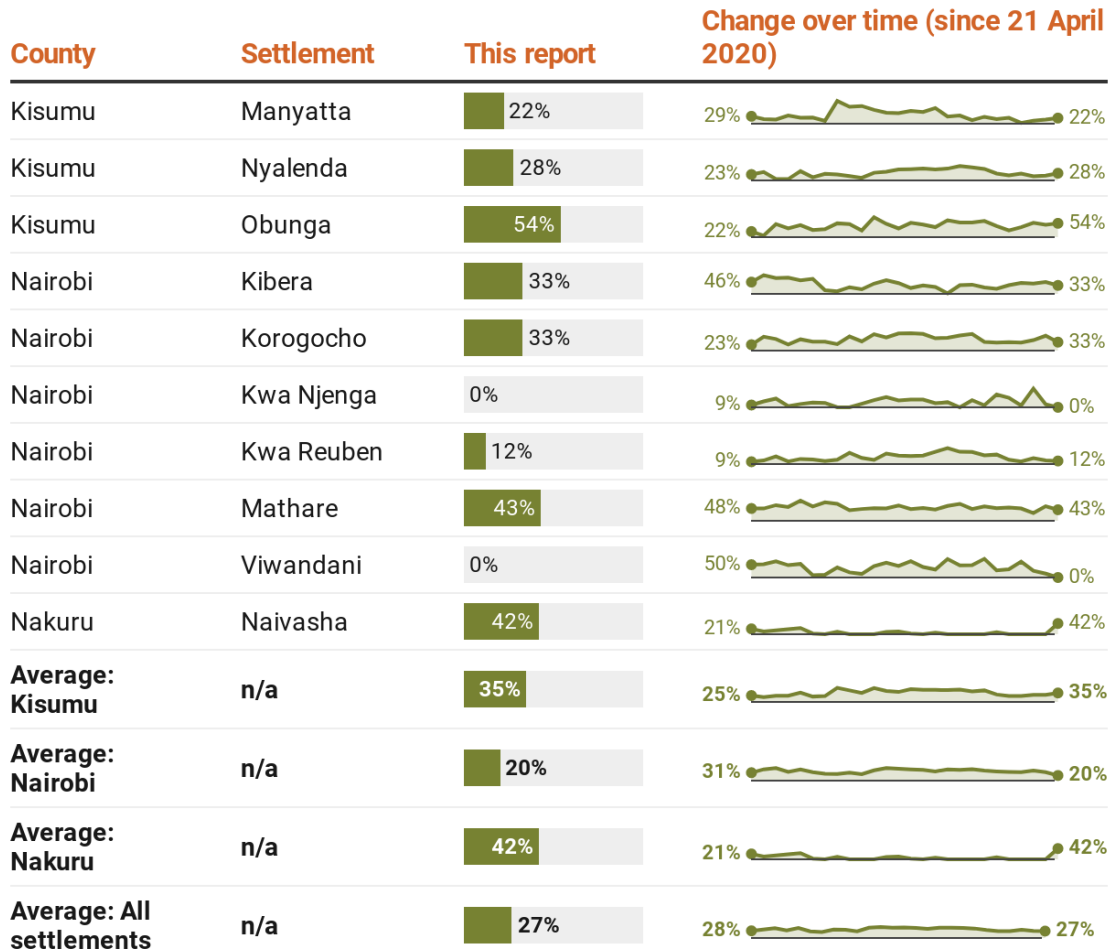
8b. Restriction of particular peoples movements, isolation or quarantine

Percentage of reporters/settlement who said there had been restriction of particular people's movements or people going into isolation or quarantine in their village in the past 2 days*



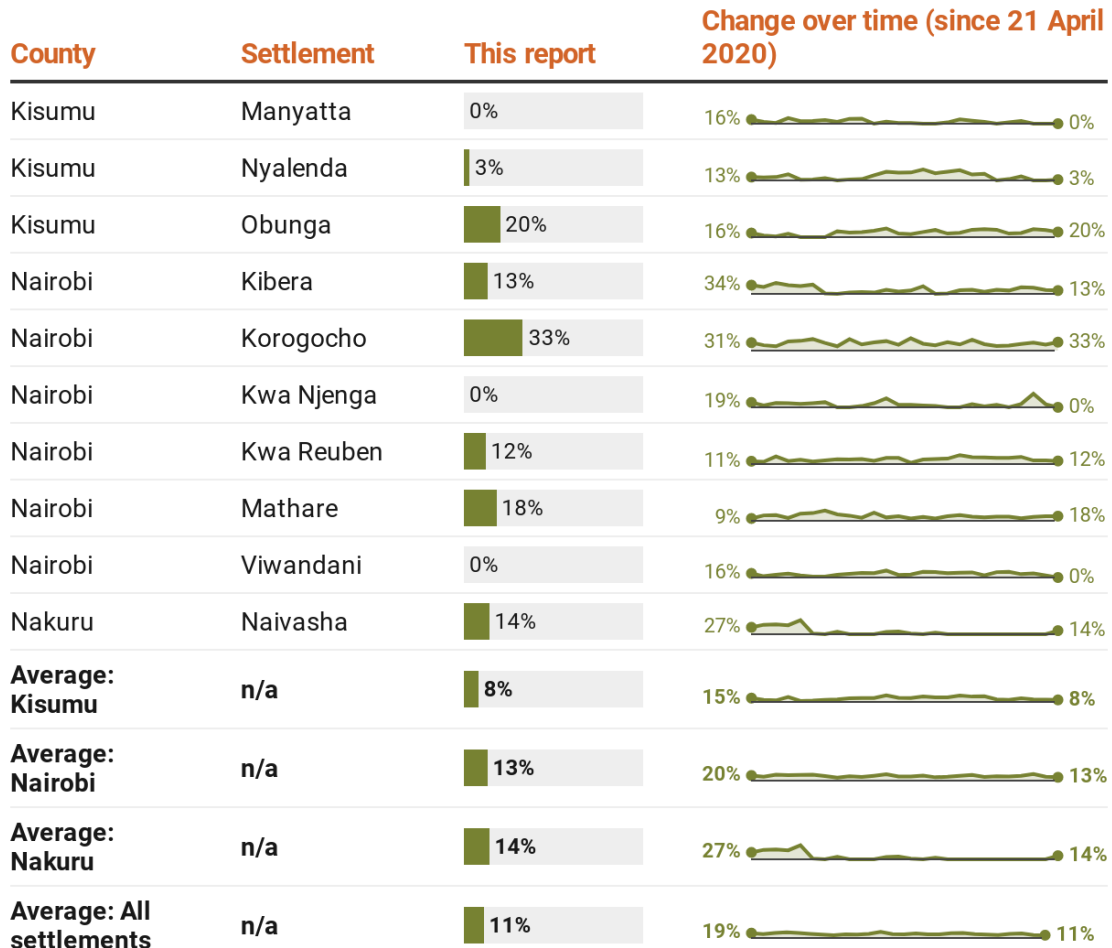
9a. Basic needs support for vulnerable people

Percentage of reporters/settlement who said there had been basic needs support, for example food or cash, for vulnerable people in their village in the past 2 days*



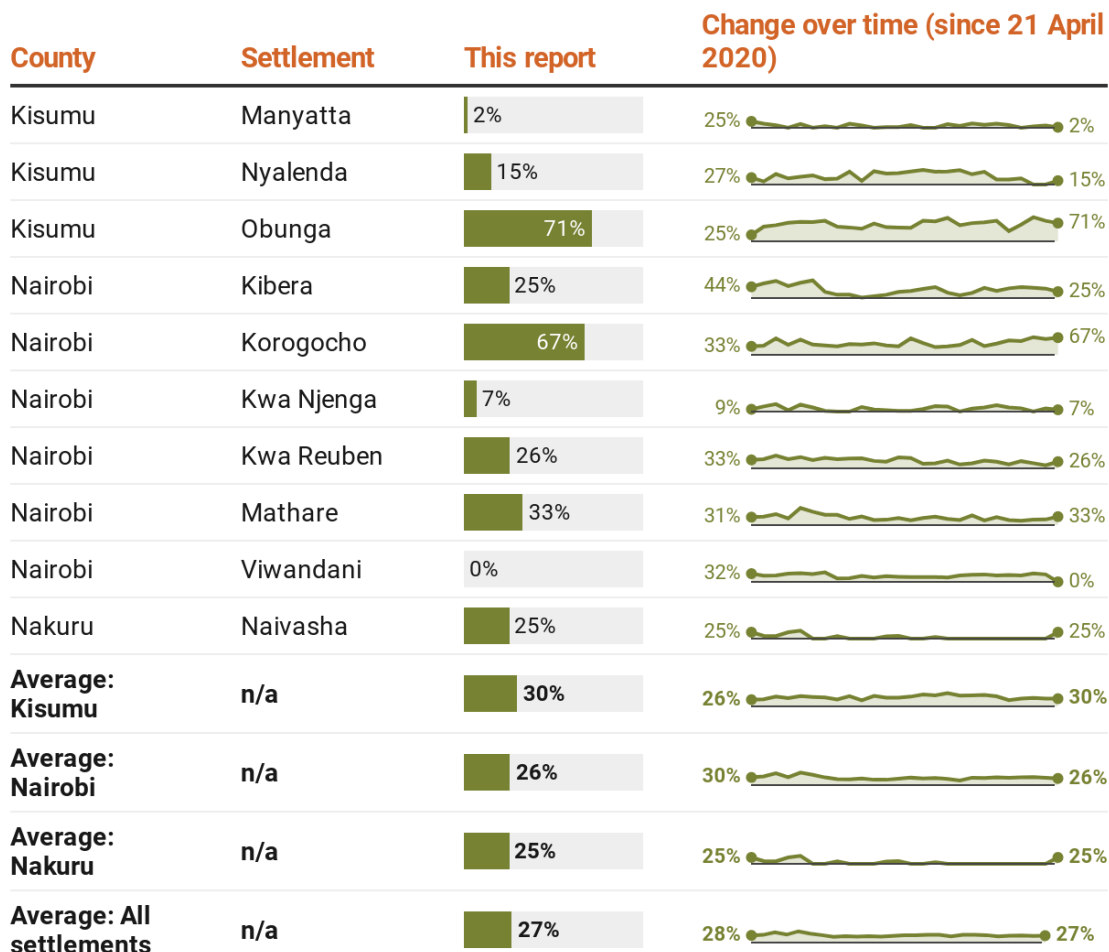
9b. Basic needs support for non-vulnerable people

Percentage of reporters/settlement who said there had been basic needs support for non-vulnerable people in their village in the past 2 days*



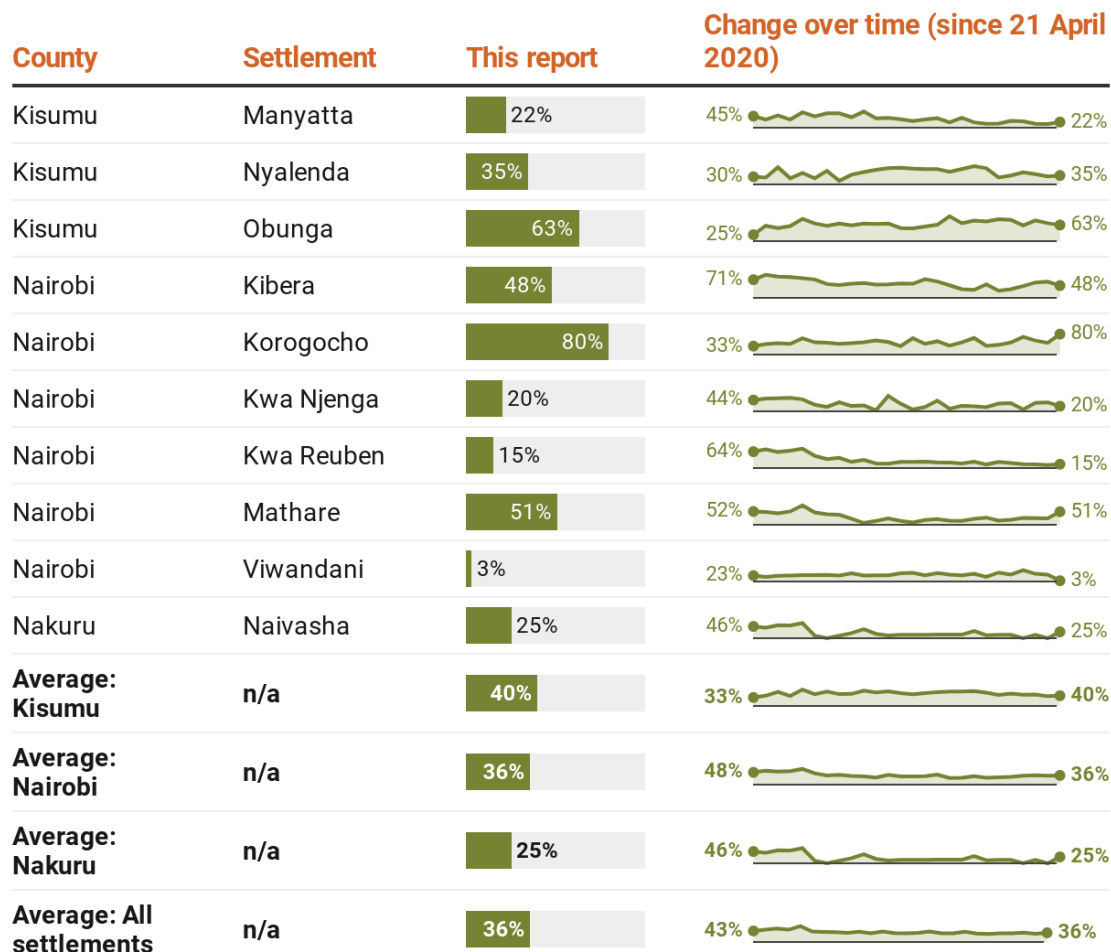
10a. Water supply

Percentage of reporters/settlement who said there had been an improved or adequate supply of water in their village in the past 2 days*



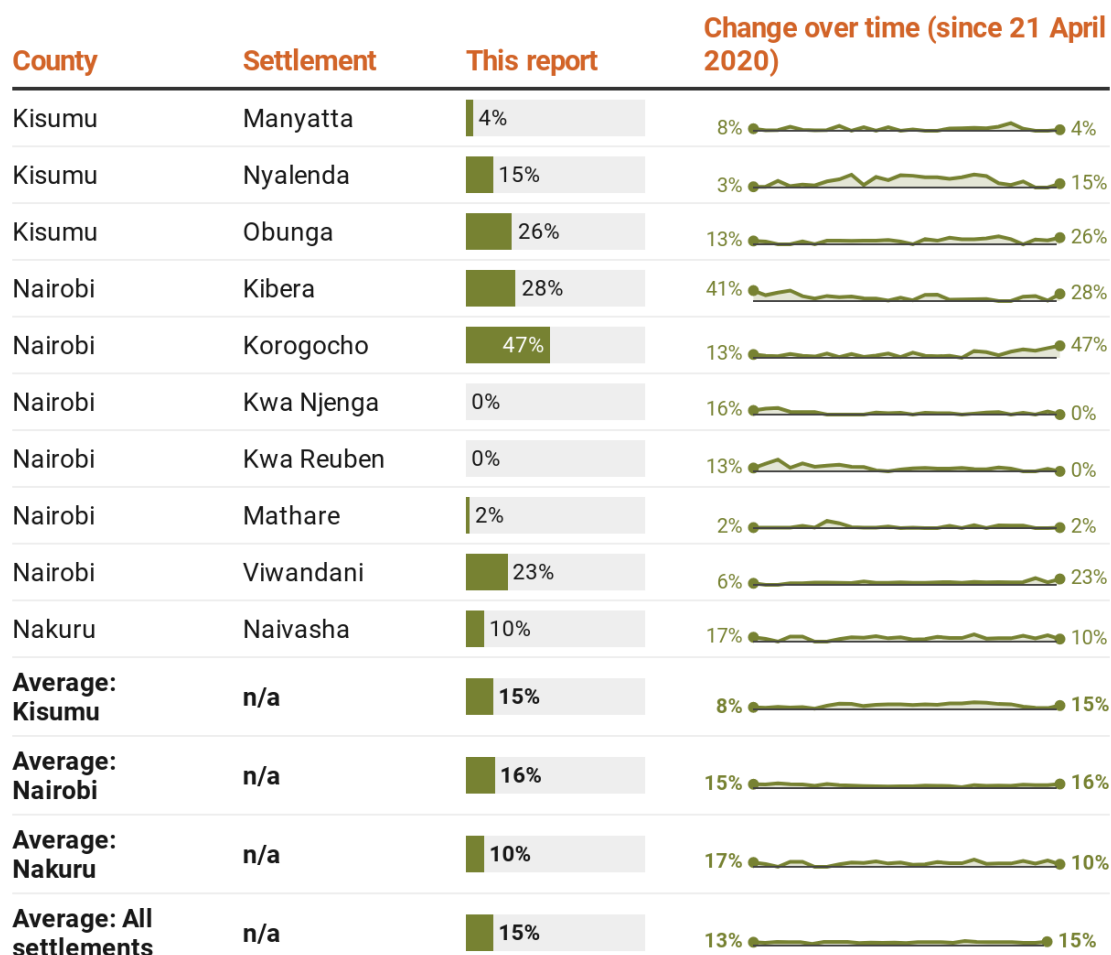
10b. Public handwashing facilities

Percentage of reporters/settlement who said there had been public handwashing facilities in their village in the past 2 days*



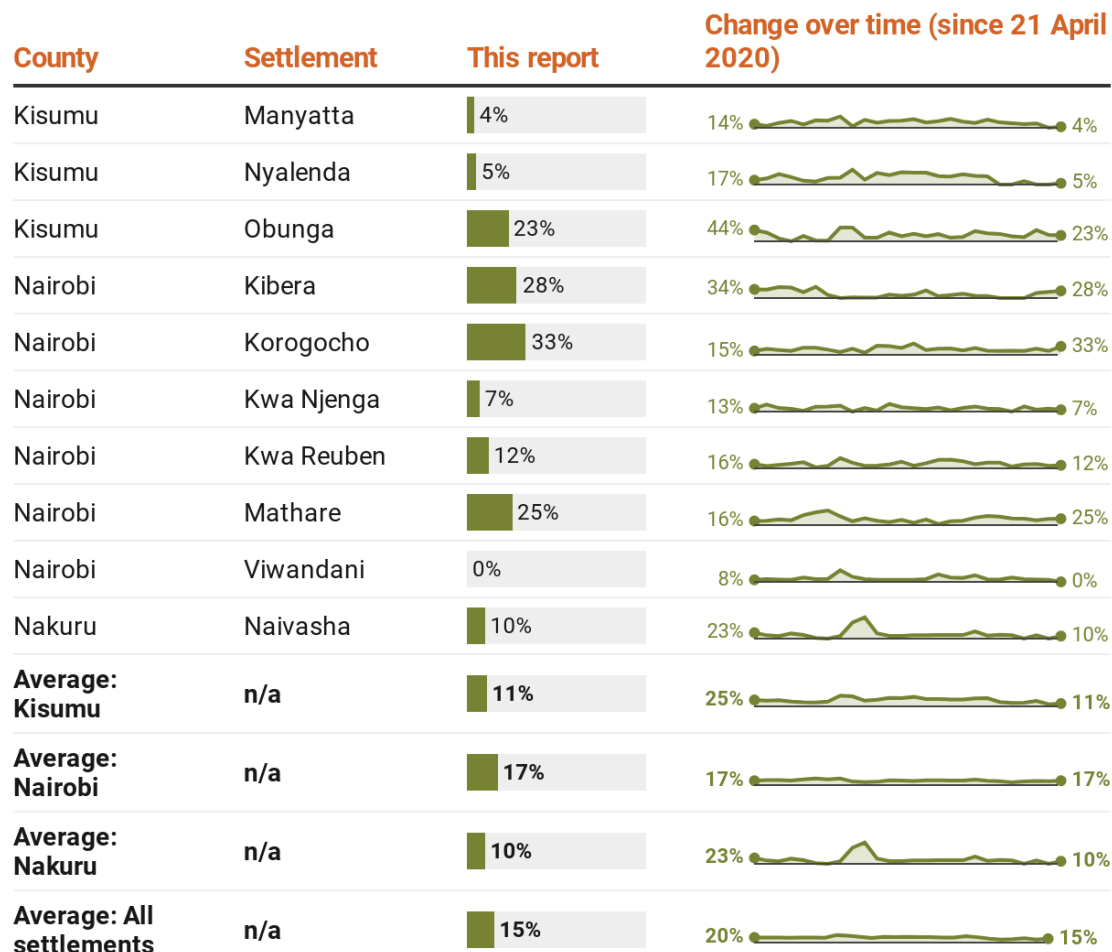
10c. Frequent fumigation

Percentage of reporters/settlement who said there had been fumigation in their village in the past 2 days*



10d. Provision of face masks

Percentage of reporters/settlement who said there had been provision of face masks in their village in the past 2 days*



10e. Soap & hand sanitiser

Percentage of reporters/settlement who said there had been provision of soap and/or hand sanitizer in their village in the past 2 days*

